

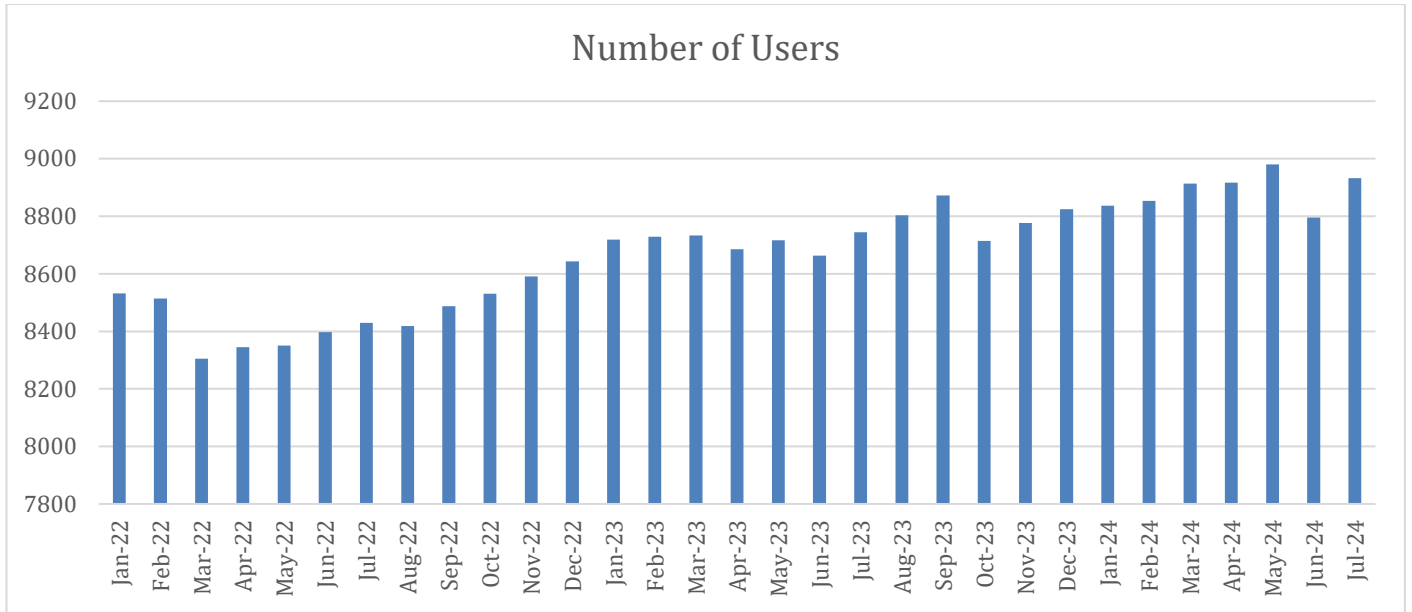
Monthly report for Healthmail, secure clinical email



July 2024

1. Mailboxes by user group

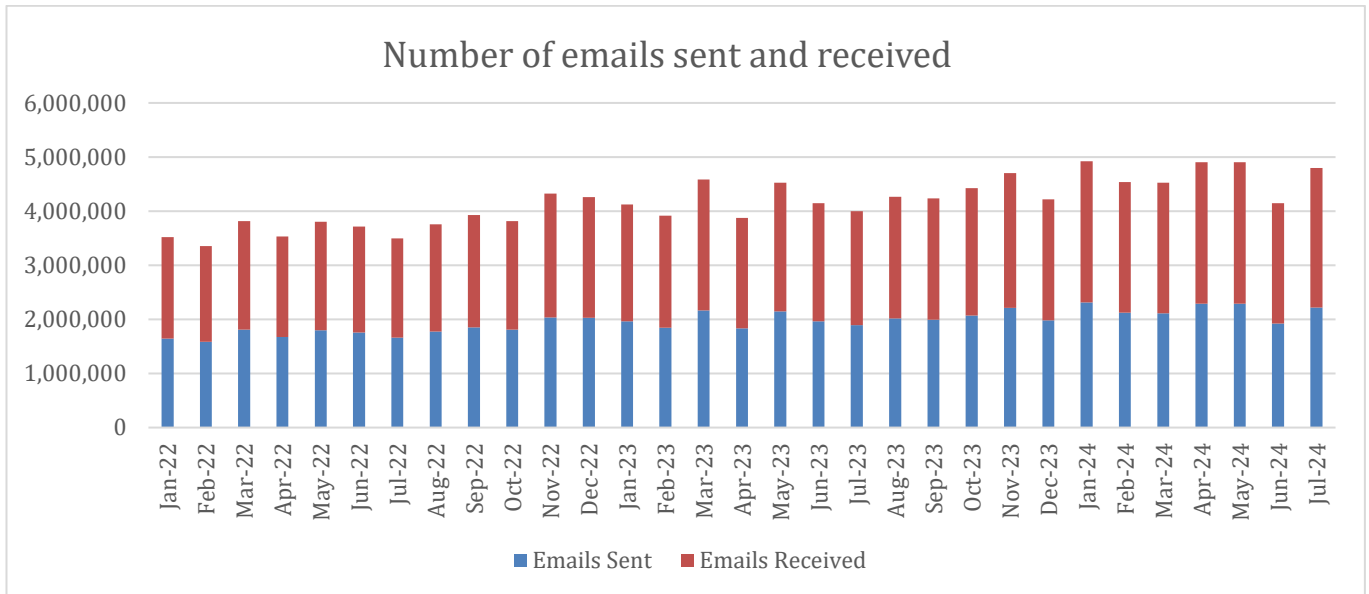
	GP	GP Support	Community Pharmacy	Nursing Home	Optometrist	Dentist	Private Consultant	Physio	Dietitian	Total
July 2024	4396	898	1987	438	143	398	403	232	37	8932
June 2024	4294	893	1986	437	142	388	397	222	36	8795
May 2024	4366	919	1992	449	144	415	413	241	41	8980
April 2024	4348	915	1992	448	141	403	396	233	41	8917
March 2024	4340	912	1989	450	145	404	382	252	40	8914
February 2024	4321	908	1987	447	141	392	369	248	40	8853
January 2024	4323	903	1988	446	142	383	366	251	35	8837
December 2023	4298	902	1985	443	140	378	353	291	34	8824
November 2023	4279	899	1985	440	136	372	347	288	31	8777
October 2023	4247	890	1979	439	135	369	339	287	29	8714
September 2023	4264	941	2007	448	148	396	350	284	34	8872
August 2023	4244	932	2006	447	145	386	331	280	32	8803
July 2023	4220	929	2003	443	143	379	321	278	28	8744
June 2023	4162	936	2001	442	143	370	308	274	27	8663
May 2023	4199	935	2034	461	143	366	301	267	10	8716
April 2023	4175	929	2032	458	143	356	302	274	16	8685
March 2023	4169	930	2031	458	137	347	287	374		8733
February 2023	4168	929	2030	455	130	364	281	372		8729
January 2023	4197	927	2025	456	119	357	265	373		8719
December 2022	4155	919	2021	456	116	349	257	370		8643
November 2022	4135	916	2018	455	116	343	243	365		8591
October 2022	4111	913	2016	455	114	336	227	359		8531
September 2022	4099	906	2013	458	112	328	218	353		8487
August 2022	4078	900	2010	457	107	324	201	341		8418
July 2022	4054	968	2008	455	101	316	193	335		8430
June 2022	3993	969	2010	454	108	336	181	346		8397
May 2022	3978	966	2006	454	108	332	174	333		8351
April 2022	3991	966	2017	453	104	323	164	327		8345
March 2022	3979	958	2014	453	104	316	154	327		8305
Feb 2022	3999	974	2015	477	177	402	144	326		8514
Jan 2022	3982	969	2015	483	186	452	124	321		8532



2. Emails Sent and Received

	Emails Sent	Emails Received
July 2024	2,219,032	2,577,543
June 2024	1,925,211	2,220,198
May 2024	2,290,243	2,612,744
April 2024	2,290,243	2,612,744
March 2024	2,111,889	2,411,996
February 2024	2,125,675	2,413,879
January 2024	2,313,428	2,609,304
December 2023	1,979,543	2,235,688
November 2023	2,214,986	2,489,447
October 2023	2,072,263	2,355,431
September 2023	1,991,900	2,243,802
August 2023	2,019,142	2,246,923
July 2023	1,894,364	2,106,884
June 2023	1,962,924	2,183,164
May 2023	2,147,726	2,379,507
April 2023	1,832,615	2,042,376
March 2023	2,165,573	2,416,252
February 2023	1,847,960	2,065,945
January 2023	1,966,047	2,157,722
December 2022	2,026,737	2,234,920
November 2022	2,037,091	2,284,727
October 2022	1,809,341	2,004,251
September 2022	1,852,456	2,073,589
August 2022	1,774,915	1,981,427
July 2022	1,664,323	1,833,244
June 2022	1,755,037	1,961,541
May 2022	1,795,773	2,005,643

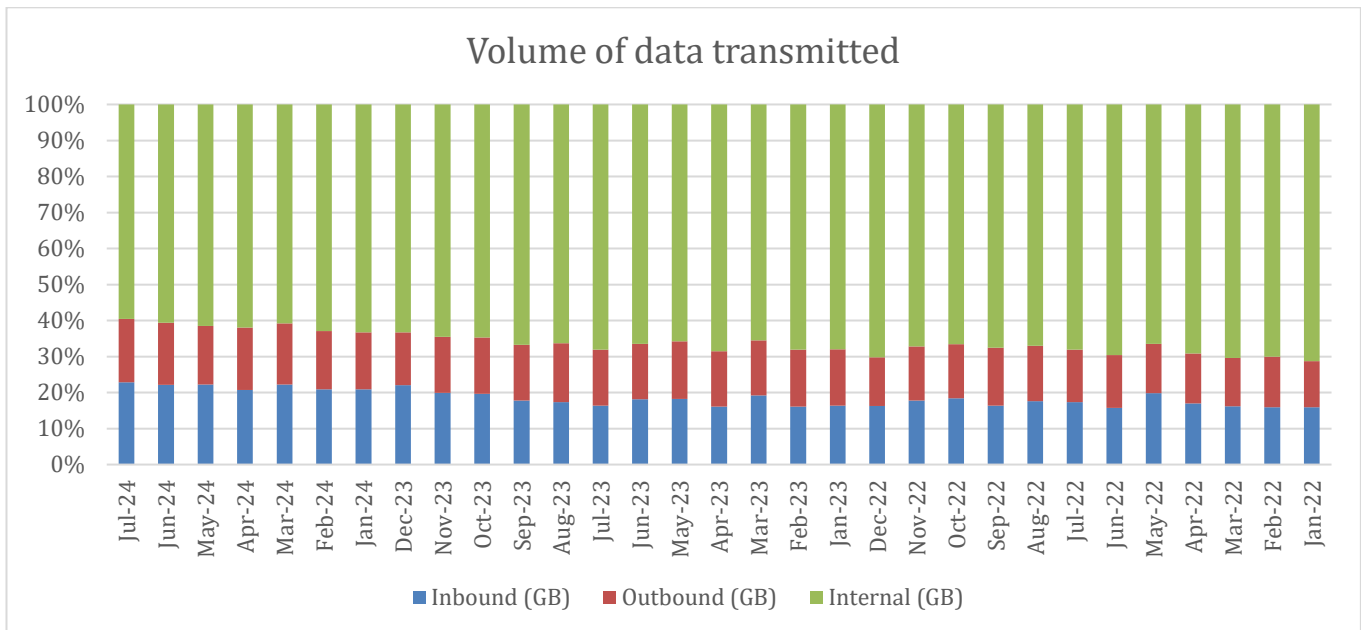
April 2022	1,675,438	1,859,114
March 2022	1,812,480	2,004,979
February 2022	1,582,698	1,772,461
January 2022	1,641,929	1,877,046



3. Volume of Data Transmitted

	Inbound (GB)	Outbound (GB)	Internal (GB)	Total Volume (GB)
July 2024	96	74	250	420
June 2024	77	60	211	348
May 2024	90	66	249	405
April 2024	84	70	251	404
March 2024	85	65	233	383
February 2024	79	61	238	378
January 2024	81	61	245	387
December 2023	68	45	195	308
November 2023	82	64	266	412
October 2023	69	55	227	351
September 2023	68	59	255	382
August 2023	59	56	226	340
July 2023	58	55	241	354
June 2023	59	50	216	325
May 2023	63	55	227	345
April 2023	48	46	205	299
March 2023	69	55	235	359
February 2023	49	48	207	303
January 2023	50	48	208	307
December 2022	46	38	198	282
November 2022	57	48	215	321
October 2022	54	44	195	293

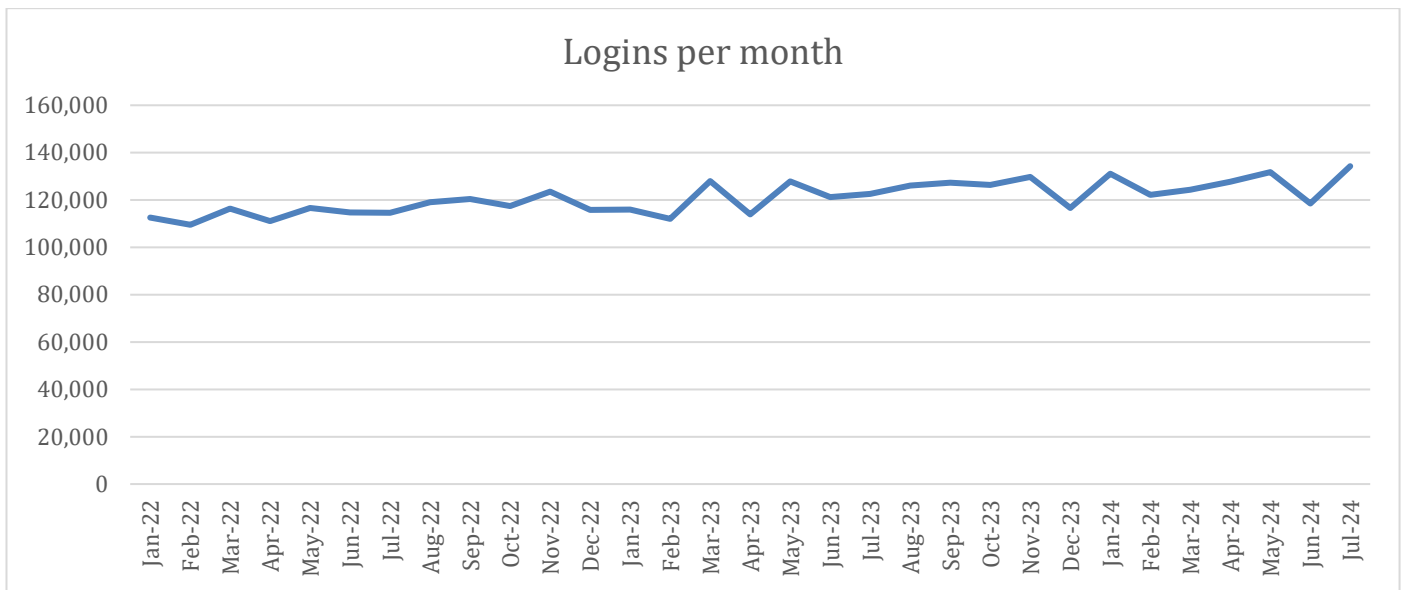
September 2022	52	51	214	317
August 2022	56	49	213	318
July 2022	50	42	196	287
June 2022	47	44	208	299
May 2022	61	42	204	307
April 2022	48	39	195	282
March 2022	48	40	209	297
February 2022	43	38	189	270
January 2022	41	33	184	258



4. Number of Logins

	Logins
July 2024	134,267
June 2024	118,462
May 2024	131,735
April 2024	127,667
March 2024	124,330
February 2024	122,110
January 2024	131,028
December 2023	116,678
November 2023	129,682
October 2023	126,397
September 2023	127,373
August 2023	126,098
July 2023	122,601
June 2023	121,238
May 2023	127,805
April 2023	113,901
March 2023	128,009
February 2023	112,016
January 2023	115,907

December 2022	115,841
November 2022	123,484
October 2022	117,459
September 2022	120,389
August 2022	119,077
July 2022	114,612
June 2022	114,697
May 2022	116,590
April 2022	111,123
March 2022	116,372
February 2022	109,522
January 2022	112,515



5. Emails to Pharmacies

	Emails
March 2024	1,817,345
February 2024	1,825,670
January 2024	1,991,098
December 2023	1,723,843
November 2023	1,878,915
October 2023	1,786,741
September 2023	1,675,331
August 2023	1,676,443
July 2023	1,592,383
June 2023	1,666,613
May 2023	1,832,733
April 2023	1,569,546
March 2023	1,857,429
February 2023	1,590,945
January 2023	1,639,881
December 2022	1,798,401

November 2022	1,766,822
October 2022	1,563,919
September 2022	1,597,719
August 2022	1,529,068
July 2022	1,444,202
June 2022	1,598,500
May 2022	1,575,593
April 2022	1,474,252
March 2022	1,607,030
February 2022	1,382,590
January 2022	1,453,194

